



Pular

Ductless Single Zone Heat Pump



Performance up to



Cooling



Heating

Up to



Features

Operation mode
Nominal capacity
Voltage
Indoor unit

Outdoor unit

Connection piping

Control

Warranty

Application

- Cooling, heating, dehumidifying, fan and auto.
- 9000, 12000, 18000, 24000 BTU/hr.
- 230/208V, 60 Hz, 1-phase.
- High wall installation, dual side connection.
- Plastic housing, standard white.
- 7-speed cross-flow fan (auto, turbo, high, medium-high, medium, low and very low).
- Washable filters.
- Variable speed rotary compressor (INVERTER), with overload protection.
- Electronic expansion valve for precise control of refrigerant flow.
- Condenser fins covered with a hydrophilic coating for improved corrosion resistance.
- Large diameter quiet axial-flow fan for more efficient heat exchange.
- Smart pan heater to prevent ice formation.
- Compressor blanket and preheating technology.
- Minimum piping length of 10 ft. (3 m).
- Flared connections.
- Wireless remote included.
- Wired wall controller available.
- Wi-Fi (included).
- Sinopé interface (optional HP6000ZB-GE and GT130 required).
- Set temperature: 16 to 30 °C (61 to 86 °F).
- Temperature display format: °C or °F.
- **10-year basic warranty on parts and 10-year basic warranty on the compressor (labour not included).**
- Dining room-kitchen, living room, family room, commercial building, office building, condo, restaurant.

¹ Validate your eligibility for government programs base on your regions and heat pump model.

Includes



Optional



Models

Product # ¹	Indoor Unit Outdoor Unit	PUD09KCH25S-I PUD09KCH25S-O	PUD12KCH24S-I PUD12KCH24S-O	PUD18KCH23S-I PUD18KCH23S-O	PUD24KCH24S-I PUD24KCH24S-O	PUD30KCH20S-I PUD30KCH20S-O	PUD36KCH20S-I PUD36KCH20S-O
Qty							
Technical Performance							
Voltage	Volts	230/208	230/208	230/208	230/208	230/208	230/208
Cooling capacity	Nominal	W (BTU/hr) 2667 (9100)	3517 (12000)	5275 (18000)	6450 (22000)	8800 (30000)	9850 (33600)
	Min. – max.	W (BTU/hr) 450 - 3150 (1535 - 10748)	900 - 4132 (3070 - 14100)	1500 - 6200 (5118 - 21154)	2600 - 8200 (8870 - 28000)	2280 - 10400 (7780 - 35500)	2200 - 10900 (7500 - 37200)
Heating capacity	Nominal	W (BTU/hr) 3077 (10500)	3517 (12000)	5275 (18000)	7040 (24000)	8800 (30000)	10140 (34600)
	Min. – max.	W (BTU/hr) 1000 - 4300 (3412 - 14671)	900 - 4543 (3071 - 15500)	1500 - 6200 (5118 - 21154)	2100 - 9000 (7200 - 30708)	2670 - 10800 (9100 - 36850)	3000 - 11300 (10200 - 38500)
Used cooling power input	Nominal	W 619	961	1384	1679	2667	3200
	Min. – max.	W 130 - 1013	220 - 1400	130 - 2300	290 - 2600	650 - 3600	670 - 4000
Used heating power input	Nominal	W 848	923	1384	1870	2588	3200
	Min. – max.	W 228 - 1343	220 - 1500	250 - 2350	470 - 3100	650 - 3900	600 - 3950
Used rated input	W	1343	1500	2350	3100	3900	4000
Rated current	A	4.73	6.30	11.50	15.30	19	20
MCA	A	10	10	14	16	20	23
Max. over-current protection (MOCP)	A	15	15	20	25	30	35
SEER2 (SEER)	-	25.5 (25.5)	24 (24)	23.5 (23)	24.5 (24)	20 (19)	20 (20)
HSPF2 (HSPF)	-	10.2 (12)	9 (11)	9 (11)	9.5 (11)	8.5 (10)	8.5 (9)
EER	W/W	4.31	3.66	3.81	3.85	3.30	3.08
COP	W/W	3.90	3.81	3.81	3.79	3.40	3.17
AHRI number	-	210534142	210534143	211619266	210534144	211709659	211709660
ENERGY STAR	-	✓	✓	✓	✓	-	-
Indoor Unit							
Dehumidification	pt/hr (l/hr)	1.69 (0.80)	2.96 (1.4)	3.80 (1.8)	5 (2.40)	7.4 (3.50)	7.4 (3.50)
Air flow volume	cfm	353 / 323 / 294 / 264 / 235 / 176 / 158	400 / 364 / 329 / 288 / 264 / 247 / 229	589 / 500 / 441 / 412 / 383 / 353 / 324	736 / 588 / 530 / 471 / 441 / 412 / 383	912 / 736 / 706 / 647 / 588 / 530 / 471	912 / 736 / 706 / 647 / 588 / 530 / 471
Sound level	dB (A)	50 / 47 / 45 / 42 / 39 / 36 / 35	53 / 48 / 46 / 44 / 42 / 40 / 37	59 / 53 / 51 / 50 / 47 / 43 / 39	62 / 54 / 52 / 49 / 48 / 46 / 44	66 / 60 / 57 / 55 / 52 / 50 / 47	66 / 60 / 57 / 55 / 52 / 50 / 47
Fan motor power output	W	15	15	45	60	70	70
Fan motor RLA	A	0.22	0.20	0.35	0.30	0.6	0.75
Deflector stepper motor power output	W	1.5	1.5	1.5	1.5	1.5	1.5
Net weight	lb (kg)	21 (9.5)	21 (9.5)	29 (13.5)	35 (16)	44 (24.5)	44 (24.5)
Outdoor Unit							
Air flow volume	m ³ /hr	2200	2200	3600	4500	4500	4500
Sound level	dB (A)	52	52	59	62	72	72
Compressor power input	W	800	784	1196	1350	2020	2294
Compressor LRA	A	-	-	-	-	-	-
Compressor RLA	A	6.50	6.80	9.25	11	14.2	16
Fan motor power output	W	30	30	60	90	90	90
Fan motor RLA	A	0.4	0.4	0.9	0.6	0.90	1.50
Refrigerant volume (R410A)	oz (g)	35.28 (1000)	42.33 (1200)	54.70 (1550)	60 (1700)	74.1 (2100)	84.7 (2400)
Net weight	lb (kg)	70.5 (32)	70.5 (32)	98 (44.5)	108 (49)	113.6 (56.5)	127.9 (58)
Operating ambient temperature	Cooling	°C (°F)					
	Heating	°C (°F)					
		-29 to 50 (-20 to 122) -30 to 30 (-22 to 86)					

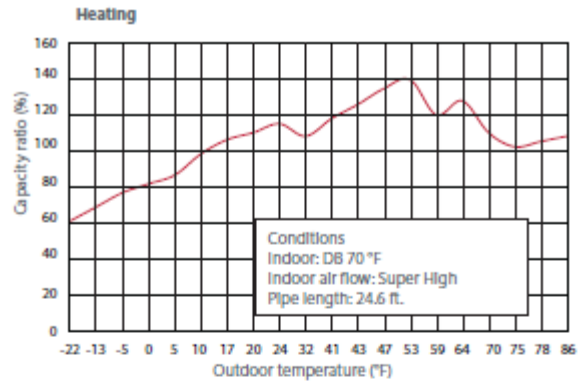
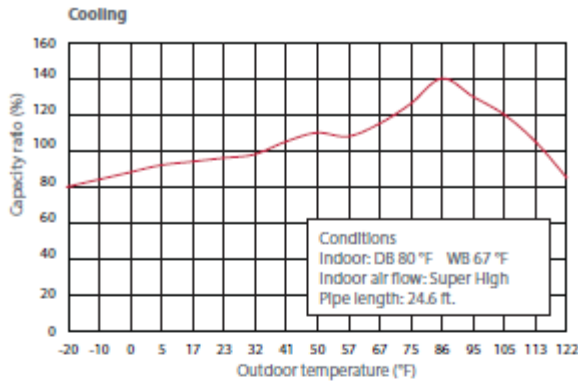
¹ 1 indoor unit and 1 outdoor unit. Note that each unit is individually packaged.

Models

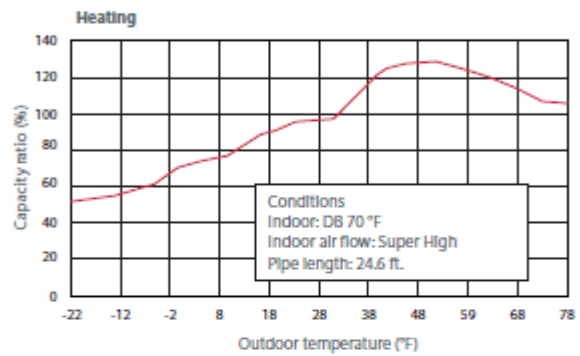
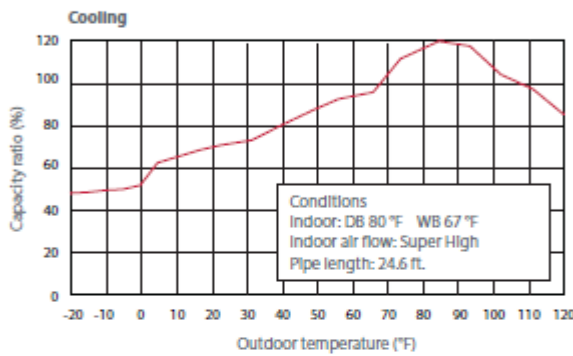
Product #	Indoor Unit Outdoor Unit	PUD09KCH25S-I PUD09KCH25S-O	PUD12KCH24S-I PUD12KCH24S-O	PUD18KCH23S-I PUD18KCH23S-O	PUD24KCH24S-I PUD24KCH24S-O	PUD30KCH20S-I PUD30KCH20S-O	PUD36KCH20S-I PUD36KCH20S-O
Connection Piping/Refrigerant							
Pre-charge length	ft. (m)	25 (7.5)	25 (7.5)	25 (7.5)	25 (7.5)	25 (7.5)	25 (7.5)
Additional refrigerant charge	oz/ft. (g/m)	0.2 (20)	0.2 (20)	0.5 (50)	0.5 (50)	0.5 (50)	0.5 (50)
Liquid pipe outer diameter	in.	1/4	1/4	1/4	1/4	1/4	1/4
Gas pipe outer diameter	in.	3/8	1/2	5/8	5/8	5/8	5/8
Maximum height difference	ft. (m)	40 (12.2)	40 (12.2)	66 (20)	82 (25)	82 (25)	82 (25)
Maximum total length	ft. (m)	66 (20)	66 (20)	82 (25)	131 (40)	82 (25)	82 (25)

Capacity Variation Ratio According to Temperature

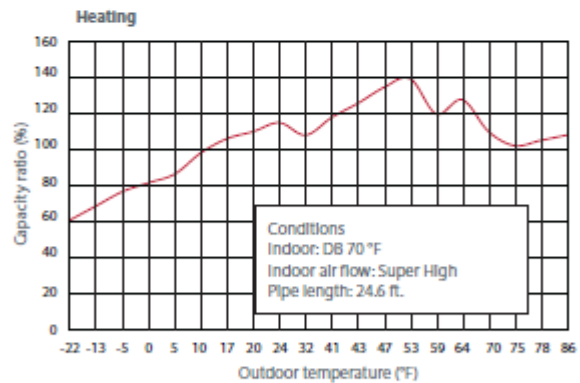
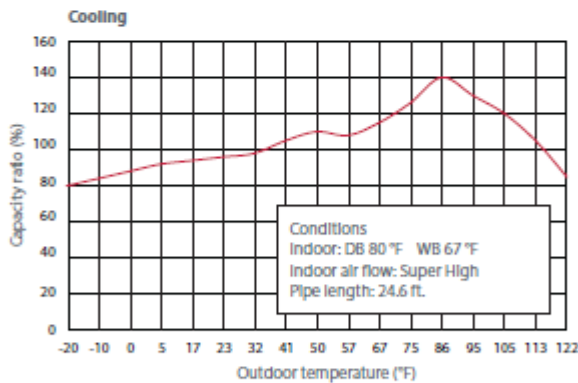
PUD09



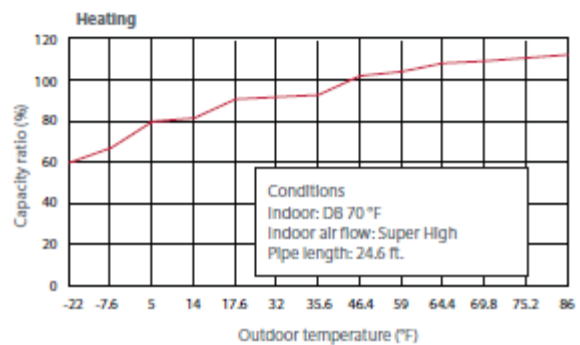
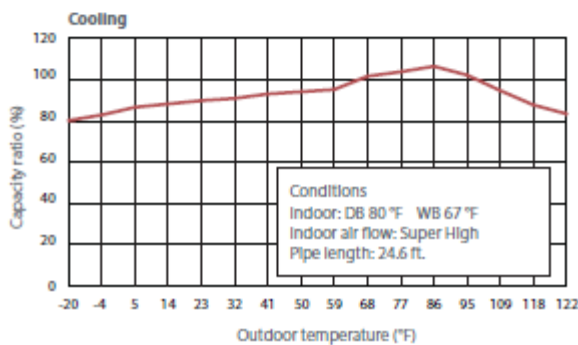
PUD12



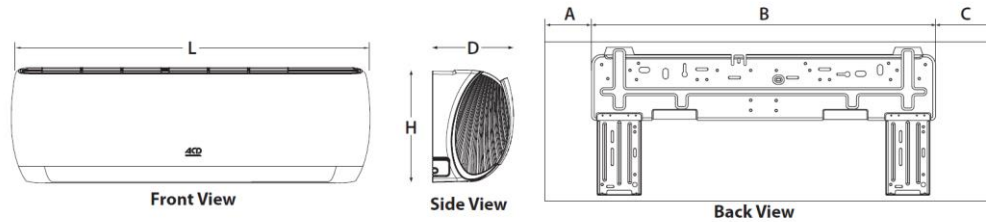
PUD18



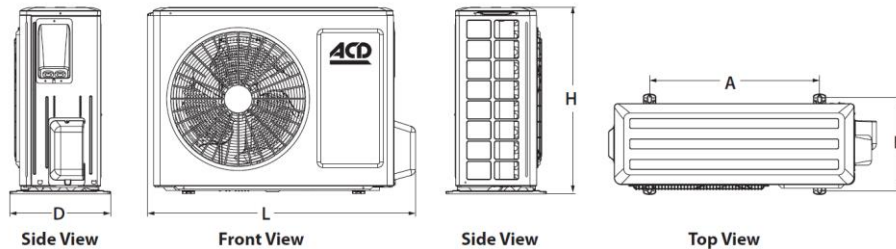
PUD24



Indoor Unit



Outdoor Unit



Indoor Unit (Muse head model)	L		H		D		A		B		C	
	in.	mm	in.	mm	in.	mm	in.	mm	in.	mm	in.	mm
PUD09KCH25S-I PUD12KCH24S-I	34 1/2	865	11 1/2	293	7 23/32	196	5 7/8	149	21 5/16	542	8 1/32	204
PUD18KCH23S-I	39 3/16	995	12 1/4	311	8 11/16	221	8 1/2	203	27	686	9 1/4	235
PUD24KCH24S-I	43 1/2	1105	13 7/64	333	9 11/16	246	8 1/2	203	27	686	9 1/4	235
PUD30KC20S-I PUD36KCHS-I	53 5/32	1350	12 13/16	326	9 15/16	253	13 3/4	350	29 3/8	746	10	254

Outdoor Unit	L		H		D		A		B	
	in.	mm	in.	mm	in.	mm	in.	mm	in.	mm
PUD09KCH25S-O PUD12KCH24S-O	31 37/64	802	21 54/64	555	13 50/64	350	20 5/32	512	13 5/64	332
PUD18KCH23S-O	37 46/64	958	26	660	15 53/64	402	24	610	15 9/16	395
PUD24KCH24S-O PUD30KCH20S-O PUD36KCH20S-O	39 6/16	1000	29 6/16	746	16 13/16	427	24	610	15 9/16	395

Specifications may change without prior notice

Project:	Approval Information
Consultant Engineer:	
Electrical Contractor:	
Distributor:	
Date:	
Contact at Dettson:	
Comments:	