



# ELD-KCO

Ductless Single Zone Air-Conditioner



Indoor Unit



Outdoor Unit



## Features

### Operation mode

- Cooling, dehumidifying, fan and auto.

### Nominal capacity

- 9000, 12000, 18000, 24000 BTU/hr.

### Voltage

- 230/208V, 60 Hz, 1-phase.

### Indoor unit

- High wall installation, dual side connection.
- Plastic housing, standard white.
- 4-speed cross-flow fan (turbo, high, medium and low).
- Washable filters.

### Outdoor unit

- Variable speed rotary compressor (INVERTER), with overload protection.
- Refrigerant flow controlled by a capillary.
- Condenser fins covered with a hydrophilic coating for improved corrosion resistance.

- Large diameter quiet axial-flow fan for more efficient heat exchange.

### Connection piping

- Minimum piping length of 10 ft. (3 m).
- Flared connections.

### Control

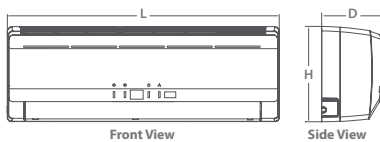
- Wireless remote included.
- Set temperature: 16 to 30 °C (61 to 86 °F).
- Temperature display format: °C or °F.

### Application

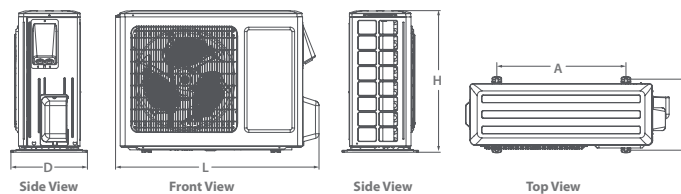
- Dining room-kitchen, living room, family room, commercial building, office building, condo, restaurant.

## Dimensions

Indoor Unit




Outdoor Unit



Indoor Unit	L		H		D	
	in.	mm	in.	mm	in.	mm
ELD09KCO15S-I	33 5/16	845	10 13/16	274	7	178
ELD12KCO15S-I						
ELD18KCO15S-I	37	940	11 3/4	298	7 7/8	200
ELD24KCO15S-I	39 11/16	1008	12 3/8	315	8 5/8	219

Outdoor Unit	L		H		D		A		B	
	in.	mm	in.	mm	in.	mm	in.	mm	in.	mm
ELD09KCO15S-O	33 3/8	848	21 3/16	538	12 5/8	320	21 5/16	542	11 5/16	288
ELD12KCO15S-O	33 3/8	848	23 3/16	589	12 5/8	320	21 5/16	542	11 5/16	288
ELD18KCO15S-O	37 5/8	955	27 5/8	701	15 5/8	396	22	559	14 5/16	364
ELD24KCO15S-O	38 5/8	980	31 1/8	790	16 13/16	427	24	610	15 9/16	395

Includes



Models

Product # <sup>1</sup>	Indoor Unit Outdoor Unit	ELD09KCO15S-I ELD09KCO15S-O	ELD12KCO15S-I ELD12KCO15S-O	ELD18KCO15S-I ELD18KCO15S-O	ELD24KCO15S-I ELD24KCO15S-O	
<b>Technical Performance</b>						
<b>Voltage</b>		Volts	230/208	230/208	230/208	230/208
<b>Cooling capacity</b>	Nominal	W (BTU/hr)	2638 (9000)	3517 (12000)	5275 (18000)	6448 (22000)
	Min. – max.	W (BTU/hr)	1465 – 3312 (5000 - 11300)	1055 – 3664 (3600 - 12502)	2100 - 5861 (7165 - 20000)	2529 - 6800 (8630 - 23200)
<b>Used cooling power input</b>	Nominal	W	950	1300	1950	2310
	Min. – max.	W	375 - 1300	300 - 1350	570 - 2600	600 - 2700
<b>Used rated input</b>		W	1800	1800	2600	2750
<b>Rated current</b>		A	9.0	9.0	11.5	12.2
<b>MCA</b>		A	10	10	17	17
<b>Max. over-current protection (MOCP)</b>		A	15	15	25	25
<b>SEER</b>		-	15	15	15	15
<b>EER</b>		(BTU/hr)/W	9.47	9.23	8.5	9.5
<b>Indoor Unit</b>						
<b>Dehumidification</b>		pt/hr (l/hr)	1.69 (0.80)	2.96 (1.4)	3.8 (1.80)	5.28 (2.50)
<b>Air flow volume</b>	T / H / M / L <sup>2</sup>	cfm	306 / 277 / 253 / 218	335 / 277 / 253 / 218	506 / 459 / 383 / 324	588 / 471 / 412 / 353
<b>Sound level</b>	T / H / M / L <sup>2</sup>	dB (A)	43 / 40 / 37 / 34	44 / 42 / 39 / 36	48 / 42 / 39 / 36	52 / 46 / 42 / 36
<b>Fan motor power output</b>		W	20	20	20	60
<b>Fan motor RLA</b>		A	0.20	0.20	0.24	0.32
<b>Deflector stepper motor power output</b>		W	2.0	2.0	2.0	2.5
<b>Net weight</b>		lb (kg)	20 (9)	22 (10)	27 (12)	33 (15)
<b>Outdoor Unit</b>						
<b>Air flow volume</b>		cfm	942	942	1883	1883
<b>Sound level</b>		dB (A)	52	53	56	59
<b>Compressor power input</b>		W	942	942	1440	1440
<b>Compressor LRA</b>		A	-	-	25	25
<b>Compressor RLA</b>		A	7.3	7.3	7.2	7.2
<b>Fan motor power output</b>		W	21	21	60	60
<b>Fan motor RLA</b>		A	0.25	0.25	0.37	0.37
<b>Refrigerant volume (R410A)</b>		oz (g)	26.1 (740)	35.3 (1001)	63.5 (1800)	65.3 (1851)
<b>Net weight</b>		lb (kg)	62 (28)	66 (30)	101 (46)	115 (52)
<b>Operating ambient temperature</b>	Cooling	°C (°F)	18 toà 43 (64 to 109)			
<b>Connection Piping/Refrigerant</b>						
<b>Pre-charge length</b>		ft. (m)	25 (7.5)	25 (7.5)	25 (7.5)	25 (7.5)
<b>Additional refrigerant charge</b>		oz/ft. (g/m)	0.2 (18.6)	0.2 (18.6)	0.2 (18.6)	0.2 (18.6)
<b>Liquid pipe outer diameter</b>		in.	1/4	1/4	1/4	1/4
<b>Gas pipe outer diameter</b>		in.	3/8	3/8	1/2	5/8
<b>Maximum height difference</b>		ft. (m)	33 (10)	33 (10)	33 (10)	33 (10)
<b>Maximum total length</b>		ft. (m)	49 (15)	66 (20)	82 (25)	82 (25)

<sup>1</sup> 1 indoor unit and 1 outdoor unit. Note that each unit is individually packaged.

<sup>2</sup> Cross-Flow Fan Speeds: (T) Turbo / (H) High / (M) Medium / (L) Low.



3400, boulevard Industriel  
Sherbrooke, Québec  
J1L 1V8 Canada

T 1.819.346.8493  
TF 1.800.567.2733  
F 1.819.822.4227  
info@dettson.ca  
www.dettson.com